

# Tuition Not Posted Report

The **Tuition Not Posted** report provides you with a list of students who are enrolled in classes, but no tuition fees have been posted to their account.

Get to this report from the **Transactions** menu > **Transaction Reports** > **Tuition Not Posted Report**.

- ★ Confirm all students enrolled in classes have tuition fees posted to their family account.
- ★ Manage your tuition revenue stream.
- ★ Run this report after you finish posting your monthly tuition fees and before processing ePayments.

---

## Search Criteria

Filter the report using the Search Criteria and Jackrabbit will compile a list of students who meet ALL of the criteria chosen.

### Tuition Not Posted Report

← RETURN



Search Criteria

This report will search for students that are enrolled in classes, but do not have a Tuition Fee posted for each class.

Enrollment (as of) from\*   through\*

No Tuition Fee posted

## Report Results

The report results can be customized to show or hide columns of information, sort, and filter columns. Click **Adjust columns** > **Squeeze grid** (icon)  to view the entire grid on the page. Click the **More** (icon)  to export the report data to Excel.

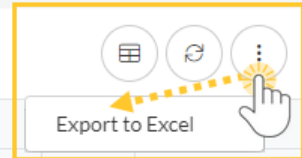
# Tuition Not Posted Report

← RETURN

ALL RECORDS >

Showing 29 of 29 Records [HELP WITH GRID](#)

Click a Family link to open the Family record. Tuition fee can be posted there.



Drag a column header and drop it here to group by that column

STUDENT FIRST NAME	STUDENT LAST NAME	FAMILY	CLASS	SESSION	CAT1	ENROLL TYPE
Barbie	Ager	<a href="#">Ager</a>	Ballet L1 - Tues 6pm	Summer 2023	Dance	Tfr Prev Session
Barbie	Ager	<a href="#">Ager</a>	Ballet L1 - Mon 7pm	Summer 2023	Dance	Tfr Prev Session
Dani	Ager	<a href="#">Ager</a>	Hip Hop L1 - Wed 7pm	Summer 2023	Dance	Tfr Prev Session
Kadie	Bowden	<a href="#">Bowden</a>	Hip Hop L2 - Thurs 7pm	Summer 2023	Dance	Tfr Prev Session
Sallie	Bowden	<a href="#">Bowden</a>	Hip Hop L2 - Thurs 7pm	Summer 2023	Dance	Tfr Prev Session
Debbie	Clements	<a href="#">Clements</a>	Hip Hop L2 - Thurs 7pm	Summer 2023	Dance	Tfr Prev Session
David	Dierksen	<a href="#">Dierksen</a>	Ballet L2 - Tues 7pm	Summer 2023	Dance	Tfr Prev Session
David	Dierksen	<a href="#">Dierksen</a>	Tap L2 - Mon 7pm	Summer 2023	Dance	Tfr Prev Session

If a student's name is listed in the grid it means tuition may not be posted for the class/session. Sometimes it's tricky to find exactly why the tuition wasn't posted. We recommend you review the following to determine why the tuition was not posted and try the suggestions to fix the issue.

## Multiple students from the same class are listed on the report

Identify the issue that prevented the students from having tuition posted and rectify it.

**Example:** All students from the same class appear on the Tuition Not Posted report. When posting fees, a session value was selected but that session value did not exist in the Class record > Summary tab so those students were not pulled into the batch.

**Solution:** Add the session value to the Class record.

1. Go to the **Transactions** menu > **Post Tuition Fees** and use the Search Criteria to post to those students all at once.
2. Click **Preview Tuition Fees**.
3. Select the checkbox in the last column (**Post**) for each student you want to post tuition fees and click **Post Fees**.
4. Rerun the Tuition Not Posted report to confirm all the students on the report are removed.

<p><b>Individual students listed on the report</b></p>	<p>Review one or all of the following to determine what the issue is and how to fix it.</p> <p><b>Example 1:</b> A tuition fee was posted to a family's account using the <b>Make Sale/Post Fees</b> page, however, an incorrect selection was made for either Type, Session, Student, or Class.</p> <p><b>Example 2:</b> A student shows up on the report because they transferred from one class to another after the tuition fees were posted, and the class on the Tuition Fee transaction would be the original class and the student is no longer in that class.</p> <p><b>Solution:</b> To resolve the issue with Example 1 or 2, click on the Family name in the report to access the Family record. Go to the Transaction tab and follow the procedure to <b>Edit a Single Transaction</b> to resolve the problem.</p> <p>Rerun the Tuition Not Posted report to be sure the student's name has been removed from the list.</p> <p><b>Example 3:</b> The student was taking the class as a trial, no further action needs to be taken.</p>
--	---



Refer to [Work with Grids in Jackrabbit](#) for more details on how easy and flexible these grids are to work with. You can filter, sort, hide, lock, and adjust your report results.

---