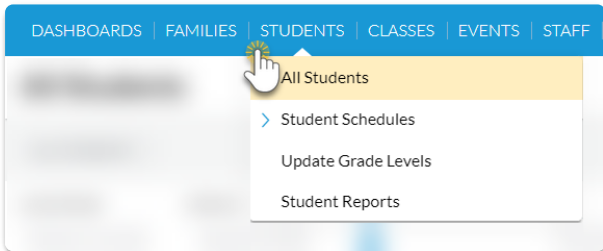


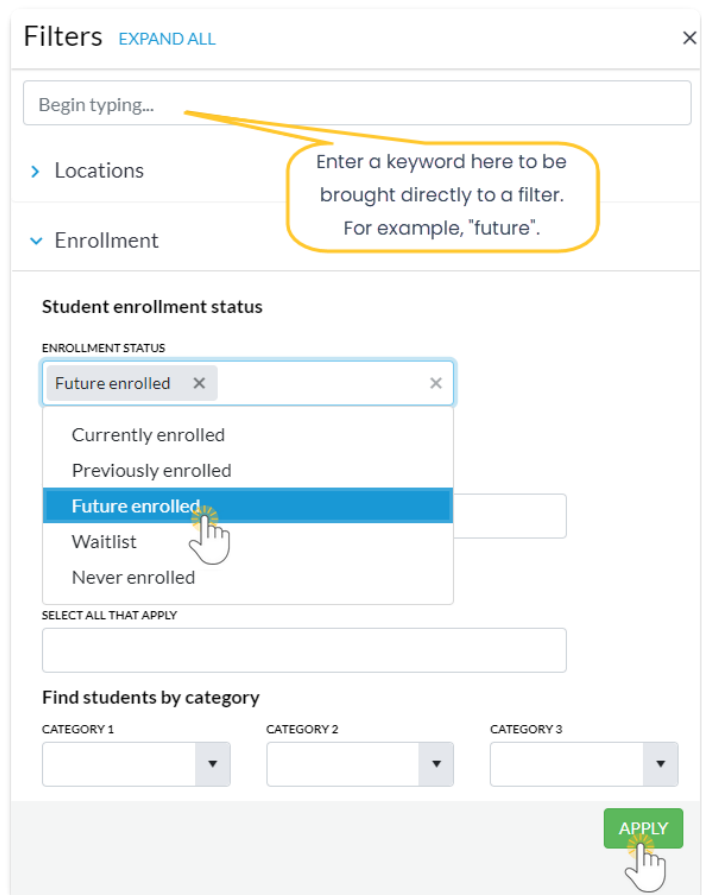
Report/Track Future Enrollments

The best way to track future enrollments in Jackrabbit is with the **All Students** page from the *Students* menu.



Create a listing of all students with enrollments in the future using the *Enrollment Status* filter **Future enrolled**.

1. Go to **Students** (menu) > **All Students**.
2. Click the **Filter** icon (🔍) to open the *Filter Drawer*.
3. Enter the keyword **future** in the search field to navigate to the *Enrollment Status* filter.
4. Click into the filter field to drop down the options; select **Future enrolled**.
5. Click **Apply**.
6. The *Filter Drawer* will close, and your display will now show only those students with enrollments in the future.



All Students

ALL STUDENTS >

Student enrollment status: Future enrolled



LOCATIONS

Students by location



STATUS

Students by status



ABSENCES (LAST 14 DAYS)

1/3

Students had absences

of absences




DROPS (LAST 14 DAYS)

0/3

Students had drops

of drops

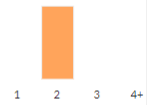


MAKEUPS OWED

1/3

Students are owed makeups

of makeups



Showing 3 of 62 Students [HELP WITH GRIDS](#)



Drag a column header and drop it here to group by that column

<input type="checkbox"/>	LOCATION	STUDENT	FAMILY	STATUS	DOB	AGE	CURRENT CLASSES	TOTAL WEEKLY
<input type="checkbox"/>	EDU	Barbie Ager	Ager	Active	Nov 17, 2011	10 yrs, 00 mths	2	01h 30m
<input type="checkbox"/>	EDU	Lena Campbell	Campbell	Active	Apr 4, 2009	12 yrs, 07 mths	2	02h 00m
<input type="checkbox"/>	EDU	Debbie Clements	Clements	Inactive	Apr 4, 2006	15 yrs, 07 mths	0	00h 00m

50 items per page