

Class/Event Revenue Summary Report

The **Class/Event Revenue Summary** report displays all revenue based on filters (Search Criteria) you select that is associated with a Class/Event such as Tuition Fees, Costume Fees, Competition Fees, Taxes, etc.

Get to this report from the **Transactions** menu > **Transaction Reports** > **Class/Event Revenue Summary**.

- ★ View average revenue per student.
- ★ Determine which classes were most profitable and which ones had a lower average revenue.
- ★ Format the report to show one line per Category 1 (Cat1) per class/event, or as a summary with one line per class/event.

Search Criteria

Use the Search Criteria to narrow the report results:

- If you have multiple locations in your database, you have the option to look at revenue based on the location on the family's record and/or the location where the class or event is held using the *Class/Event Location* criteria.
- Look at class/event revenue for a specific *Class Session*, selected *Category 1*, or use *Select Class* to review revenue for a particular class.
- Review payments received on a single date or for a range of dates. The date criteria are required fields.

Report: Class/Event Revenue Summary

← RETURN ✓ SUBMIT

Search Criteria 🔍 Favorites 📌 Save Favorites ✕ Refresh ?

This report displays all revenue associated with a Class/Event such as Tuition Fees, Costume Fees, Competition Fees etc. Fixed Fee revenue is listed on the last row as **No Class/Event** because there is no class associated on Tuition Fees.

Payment Location
CCD
DVD
EDU

Class/Event Location
CCD
DVD
EDU

Class Session

Category 1

Select Class Search

Date Paid from* through*

This date criteria will pull revenue paid during the Summer months.



Leaving a criteria selection blank is the same as saying "all".

Display Settings

Use the Display Settings to format your report:

- Calculate the enrollment as of a specific date or over a range of dates where the count is the highest number of students that were enrolled during that time. The enrollment criteria are required fields.
- Choose whether you want to see a separate line for revenue by Category 1 for each class/event (*Detail*) or you prefer to see only one line for all revenue in the class/event (*Summary*).
- You can opt to include any refunds issued for payments related to class/event fees or omit them.
- Sort the report either by Class, then Category 1, or by Category 1, then by Class.

Display Settings

Enrollment (as of) from* 7/1/2023 through* 8/31/2023

Report Type Summary




Include Refunds Yes

Sort by Class, Category 1

When looking at enrollment for a date range, the count will be the number of students during that time frame.

Report Results

The report results can be further customized with the ability to show or hide columns of information, sort columns, or modify column width. **Note:** Depending on the width of the report, reduce the size/scale of the report so all the columns print.

- The **Avg Revenue Per Student** is calculated as the revenue for the date range chosen divided by the enrollment for the selected time frame. Revenue displayed per student does not include discounts.
- Use the **Class/Event** link to quickly navigate to the class or event record.
- Click **Adjust columns > Squeeze grid**  to view the entire grid on the page.
- Click the **Refresh Grid** (icon)  to update results in the grid.
- Click the **More** (icon)  to print or export the data to Excel.

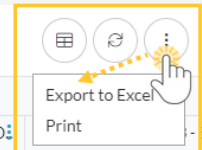
Class/Event Revenue Summary

← RETURN

ALL RECORDS >

Showing 11 of 11 Records [HELP WITH GRIDS](#)

All Category 1, Category 2, etc. classes display in separate columns. This lets you filter revenue by class levels.



Drag a column header and drop it here to group by that column

LOCATION	CLASS/EVENT	CATEGORY 1	CATEGORY 2	SESSION	DAYS	ENROLLMENT	AVG REVENUE PER STUD	
CCD	Ballet L1 - Mon 7pm	Dance	Beginner	Summer 2023	M	6	11.33	68.00
CCD	Ballet L1 - Tues 6pm	Dance	Beginner	Summer 2023	Tu	5	7.90	39.50
DVD	Cheer Essentials - Thurs 6:30pm	Cheer	Intermediate	Summer 2023	Th	8	148.75	1190.00
DVD	Cheer Ready - Fri 6pm	Cheer	Beginner	Summer 2023	F	5	90.00	450.00
CCD	Dolphins - Mon 4pm	Swim		Summer 2023	M	1	337.50	337.50
CCD	Guppies - Mon 4:15pm	Swim		Summer 2023	M	1	337.50	337.50
CCD	Hip Hop L1 - Wed 7pm	Dance	Beginner	Summer 2023	W	6	19.75	118.50
CCD	Minnows - Mon 3:30pm	Swim		Summer 2023	M	1	292.50	292.50
DVD	Tumbling L1 - Mon 6pm	Gymnastics	Beginner	Summer 2023	M	5	148.50	742.50



Jackrabbit grids are very powerful and allow you to customize your layout, search, and filter your results. Refer to [Work with Grids in Jackrabbit](#) for more details on how easy and flexible these grids are to work with.