

Aged Accounts on the Executive Dashboard

The **Aged Accounts** widget on the Executive Dashboard provides a breakdown of all of your customers' unpaid fees divided into time buckets (aka aging groups) for 0-30 days, 31-60 days, 61-90 days, and >90 days. Fees begin to age from their transaction date.

- ★ View overall account performance at a glance.
- ★ Prioritize collection efforts.
- ★ Strengthen customer relationships; engage proactively with customers who may be experiencing difficulties.



Permissions determine what data your Users can access and what actions they can perform. Before proceeding, review [User Permissions for Aged Accounts on the Executive Dashboard](#)

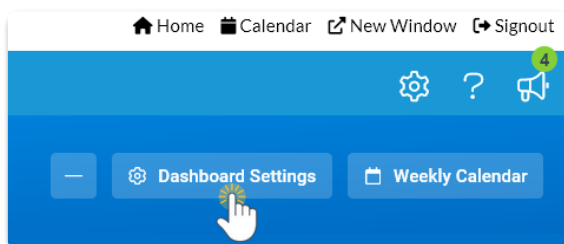
Customize Your Aged Accounts Widget

For a quick visual of your family accounts' overall health, the time buckets in the Aged Accounts widget feature indicators that change color once the dollar amount exceeds a predefined threshold.


The indicator colors are the same as traffic lights, making the meanings easy to understand and remember:

- Green means the amount in the time bucket is acceptable.
- Yellow is a warning that the amount in the time bucket is more than what is acceptable and may need attention.
- Red means the amount in the time bucket is at a problem level and needs attention.

Define your thresholds using the **Dashboard Settings** button on the Executive Dashboard



Establish a threshold amount for each time bucket. Once exceeded, it will trigger a change in the color indicator. Base the thresholds on your organization's risk tolerance and cash flow requirements. The color coding serves as a signal for when collection efforts may become necessary.

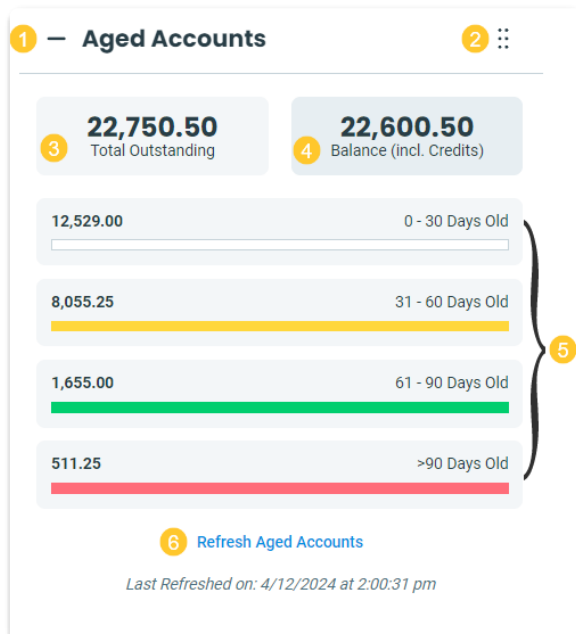
Dashboard Settings				
Aged Accounts		Green	Yellow	Red
Enrollments	Balances Outstanding (31-60) days	8000	12000	(Balances > Yellow threshold = red)
Drops	Balances Outstanding (61-90) days	2000	4000	(Balances > Yellow threshold = red)
 Aged Accounts	Balances Outstanding (>90) days	0	500	(Balances > Yellow threshold = red)
Birthdays				
Class Registrations				

- If the amount in the time bucket is less than or equal to the green threshold, the indicator will be green.
- If the amount in the time bucket is greater than the green threshold but less than the yellow threshold, the indicator will be yellow.
- If the amount in the time bucket is equal to or greater than the yellow threshold, the indicator will be red.

Note: The 0 - 30 Days Old time bucket cannot be color-coded as it is considered current; the indicator will always be white.

Widget Wisdom - Understand and Interact

The Aged Accounts widget offers various interactive components. Some provide a deeper dive into your data, while others enable customization of your Executive Dashboard display.



- 1 Collapse or expand the widget.
- 2 Use the **Move Widget** icon to drag and drop the widget anywhere on your Executive Dashboard to customize your view. Your chosen layout will be retained each time you visit.

3 The Total Outstanding is the sum of all unpaid fees in the time buckets. Note: The time buckets only include family accounts with a balance of \$1 or more.

- Click on **Total Outstanding** to open the Aged Accounts Summary report, which lists all unpaid fees by family broken out into time buckets.

4 The Balance (incl. Credits) is the sum of all of your family account balances. It includes fees with a future date and unapplied credits.

- Click on **Balance (incl. Credits)** to open the Aged Accounts (Balance incl. Credits) report, which breaks down unpaid fees, unapplied credits, and balances by family.

5 The total in each time bucket shows the combined amount of unpaid fees in that age group for family accounts with a balance of \$1 or more. This might not be the exact amount owed on the family accounts (balances), as it depends on whether there are any unapplied credits. The sum of all unpaid fees on an account, less any unapplied credits, will equal the family balance.

- Click on any **xx - xx Days Old** time bucket to open the Aged Accounts report, which is filtered to display all families with unpaid fees in that time bucket and a balance of \$1 or more. Any other fees those families owe are also shown in the appropriate time bucket, along with their balance

6 Refresh Aged Accounts to update the figures for any activity that may have occurred since the last refresh, e.g., an ePayments batch.



It is important to note that improper linking of fees and payments will affect these aging totals. If a fee has been paid but a payment has not been linked to it, the fee will be included in the Aged Account totals because Jackrabbit still sees the fee as unpaid. See [Fee Linking Explained](#) for more information.
