




Keep up with Enhancements on the Executive Dashboard

Jackrabbit is committed to providing the best in class application for your business. We are continually creating enhancements and making updates. As the releases roll out you can find the latest enhancements, listed by release date, in a few different places on the Executive Dashboard:

- The *Enhancements* section of the *Executive Dashboard*
- The *Gear (icon) > Recent Enhancements*

Recent Enhancements			
← RETURN			
View 1 - 50 of 500 Page 1 of 10 50 + Show All Print Export Refresh			
	Date	Enhancement	Description
1	1/6/2022 9:25:00 AM	Legal Policies: Create Unlimited Policies for Your Business	<p>Policies and Policy Groups are easy to set up and provide you with great flexibility! You can create specific policies for classes, summer camps, competition teams, etc.</p> <p>Follow the 4-step process as outlined in Legal Policies & Policy Groups - An Overview:</p> <ul style="list-style-type: none">• Step 1: Create a New Policy• Step 2: Create a Policy Group• Step 3: Assign Policy Groups to Classes• Step 4: Select Parent Portal Settings
2	1/6/2022 9:16:00 AM	Parent Portal: Post Registration Fees	<p>A new menu item located under the Gear (icon) > Settings > Registration Fees* gives you additional options for registration fees.</p> <p>Now you can post registration fees in the Parent Portal for existing families. In addition, for our clients who use ePayments, you can collect registration fee payments during checkout in the Parent Portal.</p> <p>Refer to Post Registration Fees for more details.</p> <p>*The settings for registration fees defaults to NO. Any existing fee settings have been migrated to this new Registration Fees page.</p>
3	1/6/2022 9:10:00 AM	Staff Portal: Display Student Disabilities & Immunization Info	<p>Settings have been added to display Student record Disabilities and Immunization information in the Staff Portal. When enabled, the information entered in those displayed in the Staff Portal > Manage Classes > Attendance > Details.</p> <p>A red medical icon (hover help) next to a student's name in the Staff Portal indicates the info listed for the student. Refer to General Staff Portal Settings for more information.</p>
4	1/6/2022 9:06:00 AM	Parent Portal: Add Student Resources for Parents	<p>Resources (files and links) can be added to an individual student and viewed in the Parent Portal. This option allows you to provide progress reports, documents, and private information in the secure portal.</p> <p>CLASS EDITION ONLY: Refer to Add a Student Resource to the Parent Portal for additional details.</p>

- The *Resource Center* (Bullhorn icon) > *Latest Enhancements*



[← Latest Enhancements](#)

Jan 10, 2022

NEW! Create Unlimited Legal Policies

Policies and Policy Groups are easy to set up and give you great flexibility! Create specific policies for classes, summer camps, teams, payments, etc.

[Learn more >](#)

Jan 10, 2022

NEW! Post Registration Fees in the Parent Portal